



Shading Tension System 140 Internal wire guided tension system



Application

STS 140 is primarily designed for commercial buildings such as offices, shops, hotels and airports.

The STS 140 is suitable for rectangular fabric shades installed under horizontal and sloping glazing, including vertical applications where the fabric draws from bottom to top.

The fabric is held under tension throughout its travel and can be stopped in any position.

A stainless steel wire acts as both a guide and a restraint for the aluminium hem bar and eliminates the need for relieving rollers or other forms of intermediate fabric support.

Design Specifications

- A single 85 mm galvanized steel roller incorporating both the drive motor and the spring compensation cassette with integral tension adjustment gear.
- Extruded aluminium hem bar supports the free end of the fabric.

- Two 5 mm diameter stainless steel cables.
- A continuous nylon coated tension cable to deploy and retract the blind.
- Two 6.5 m capacity cable drums, one on either end of the fabric roller.

Finishes

- Aluminium components - polyester powder finish, 30% gloss.
- Steel - galvanised against corrosion.

Installation Options

- Available with either top fix or back fix roller brackets and return pulley brackets.

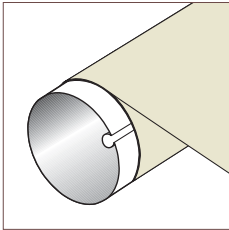
Maximum width: 4 m

Maximum draw: 6.5 m

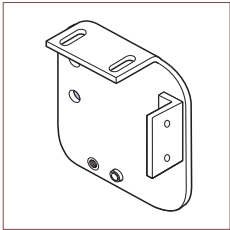
Maximum fabric area: 18 m²

Maximum fabric weight: 450 g/m²

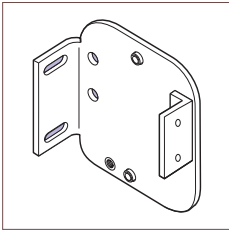
STS 140 Components



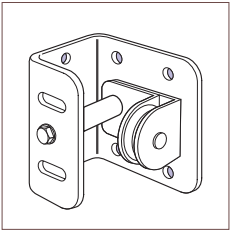
1 Fabric roller



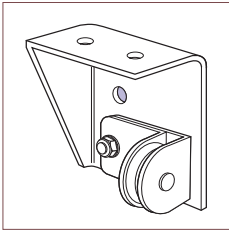
Top fix mounting bracket



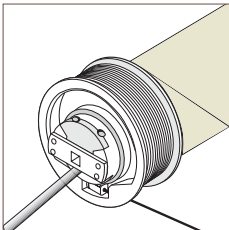
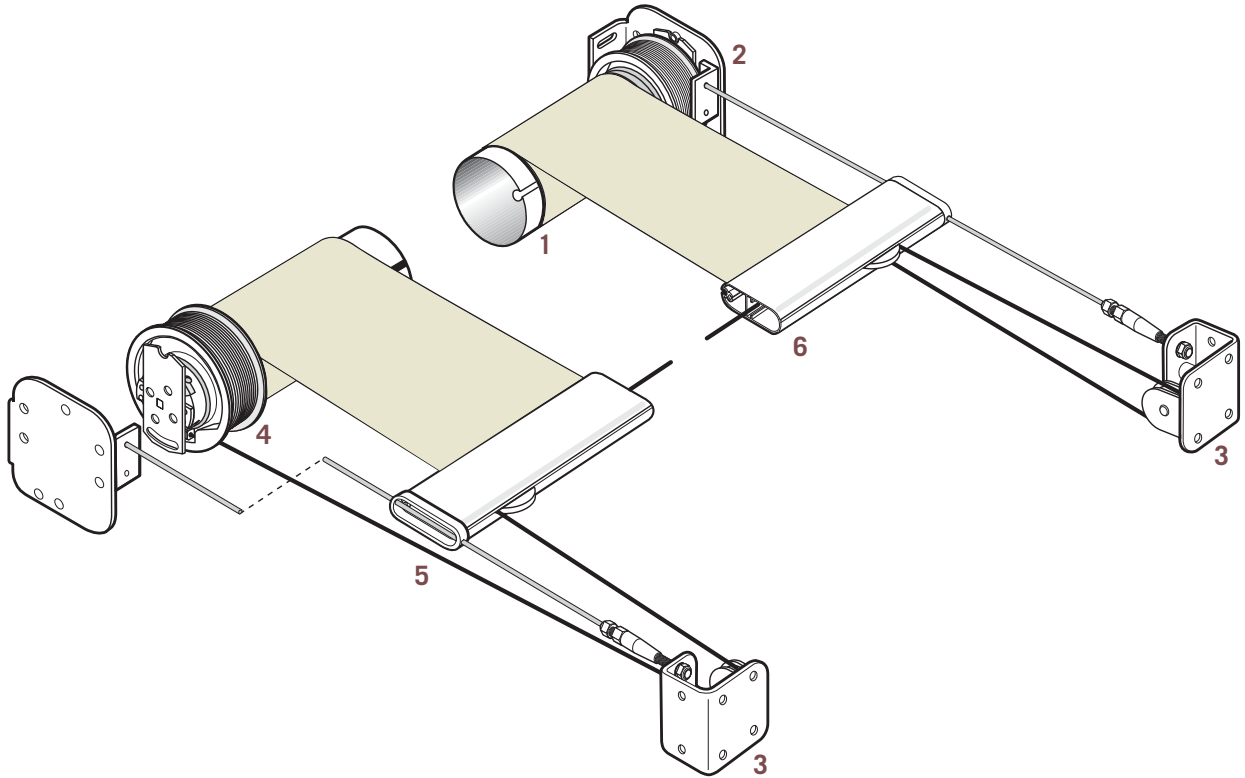
2 Back fix roller bracket



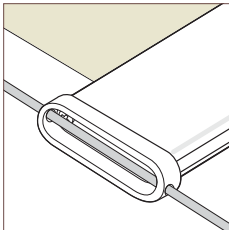
3 Back or side fix return pulley bracket



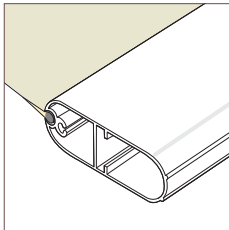
Top fix return pulley bracket



4 Motor with cable spool (without mounting plate)



5 Hem bar end cap



6 Hem bar

STS 140 Technical specifications

System dimensions

Maximum width	(m)	4
Maximum draw	(m)	6.5
Maximum fabric area	(m ²)	18

Motor

Torque	(Nm)	15
Speed	(min ⁻¹)	17
Supply	230 V AC	
single phrase		
Other voltages and frequencies available on request		

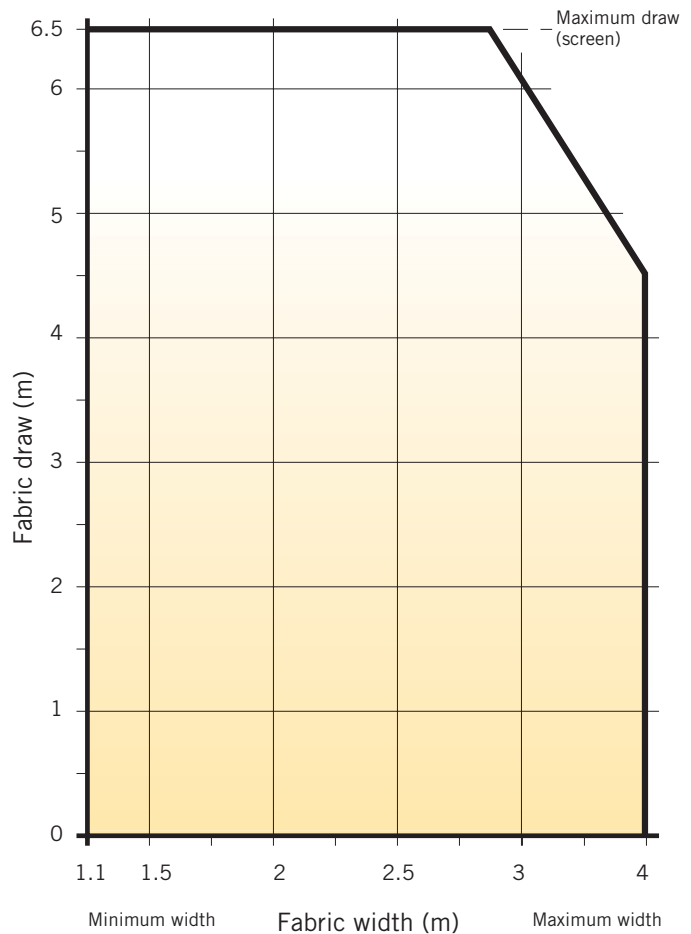
System weights and structural loading

Base weight for a 1 m wide system - 15 kg,
additional metre width - 5 kg

Tensile load in guide wire typically - 75 kg
(each cable)

Load created by fabric tension - 25 kg max.
(per anchor point)

Therefore overall loading - 100 kg per fixing
point



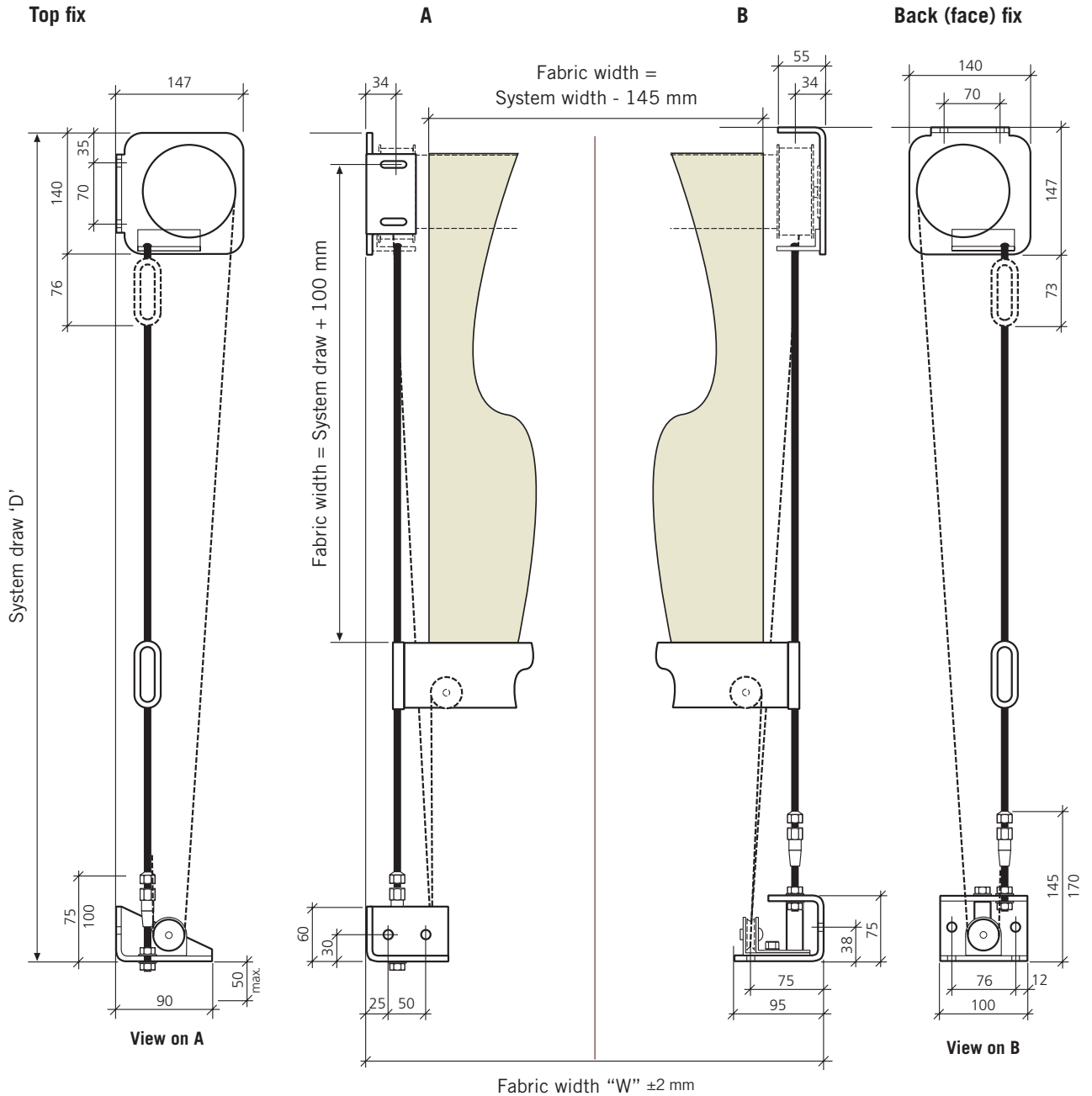
Maximum fabric area: 18 m²

Maximum fabric weight: 450 g/m²

Minimum width Std motor: 1080 mm

Minimum width Radio motor: 1230 mm

STS 140 Installation



Note: Top fix return pulleys requires 50 mm back clearance.

All dimensions in mm