




Shading Tension System 200 Internal unguided tension system



Application

STS 200 is primarily designed for commercial buildings such as offices, shops, hotels and airports.

The STS 200 is large scale solution for rectangular fabric shades installed under horizontal, vertical or sloping glazing.

Design Specifications

- A 127 mm extruded aluminium fabric roller tube incorporating the motor.
- A steel take-up roller incorporating the spring tension compensation cassette to maintain constant tension throughout the travel.
- Cable drums on the take-up roller for the continuous nylon-coated galvanised steel tension cable.

- A gear-operated mechanical tension adjustment in the spring cassette to enable the fabric tension to be adjusted between 15 and 50 kg.

Installation

- Supplied with mounting tee bolts.
- Standard brackets.

Finishes

- Visible aluminium parts Syntha Pulvin® polyester powder-coated in the system colour specified.

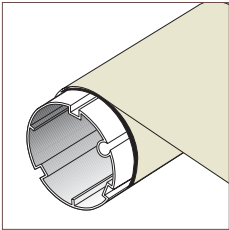
Maximum width: 4 m

Maximum draw: 18 m

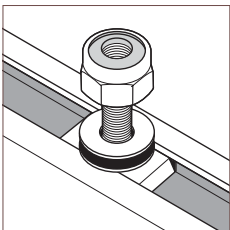
Maximum fabric area: 60 m²

Maximum fabric weight: 450 g/m²

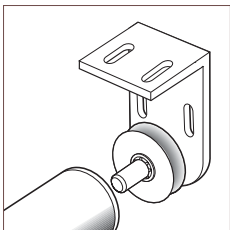
STS 200 Components



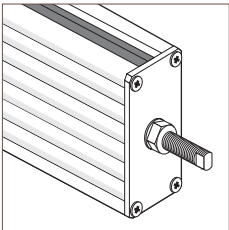
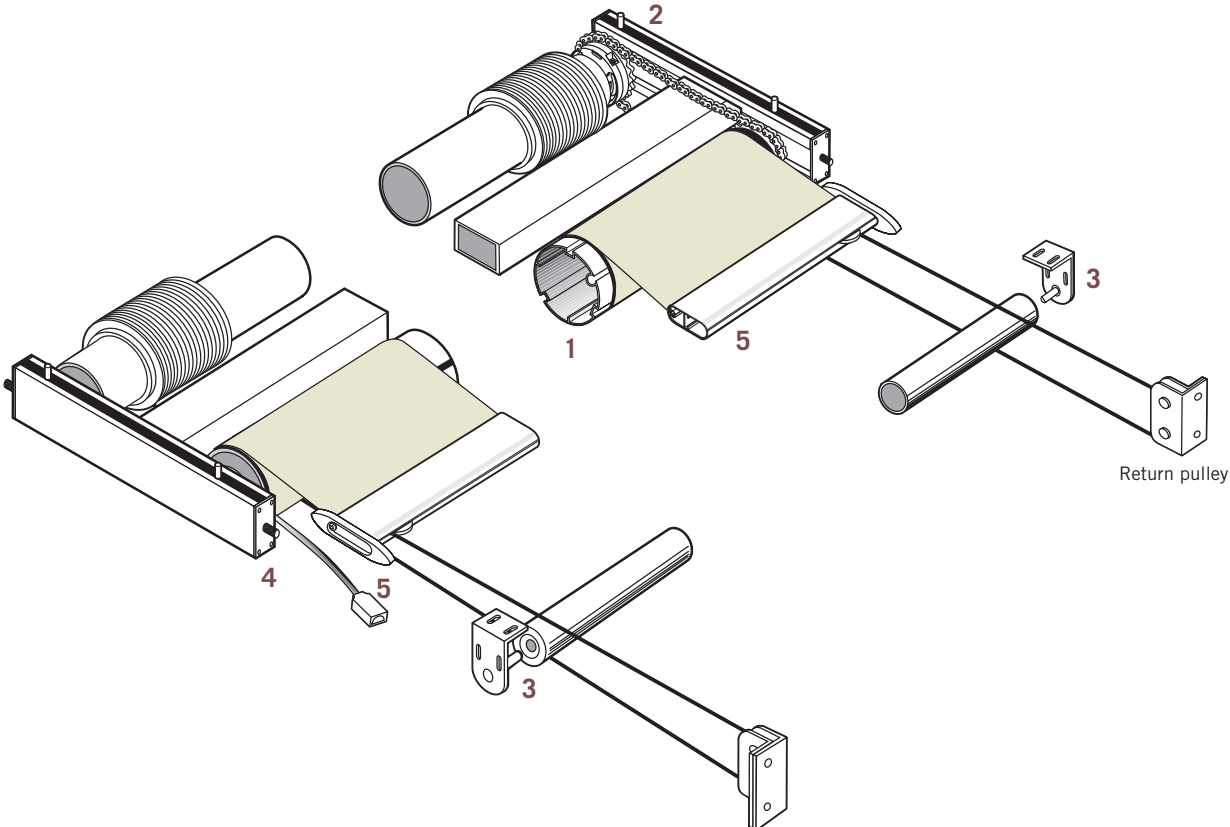
1 Fabric roller



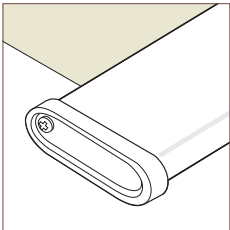
2 Mounting tee bolt



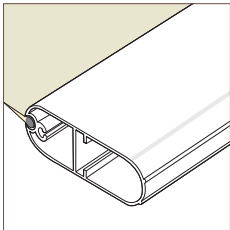
3 Relieving roller bracket



4 Tracking adjustment



5 Hem bar end cap



6 Hem bar

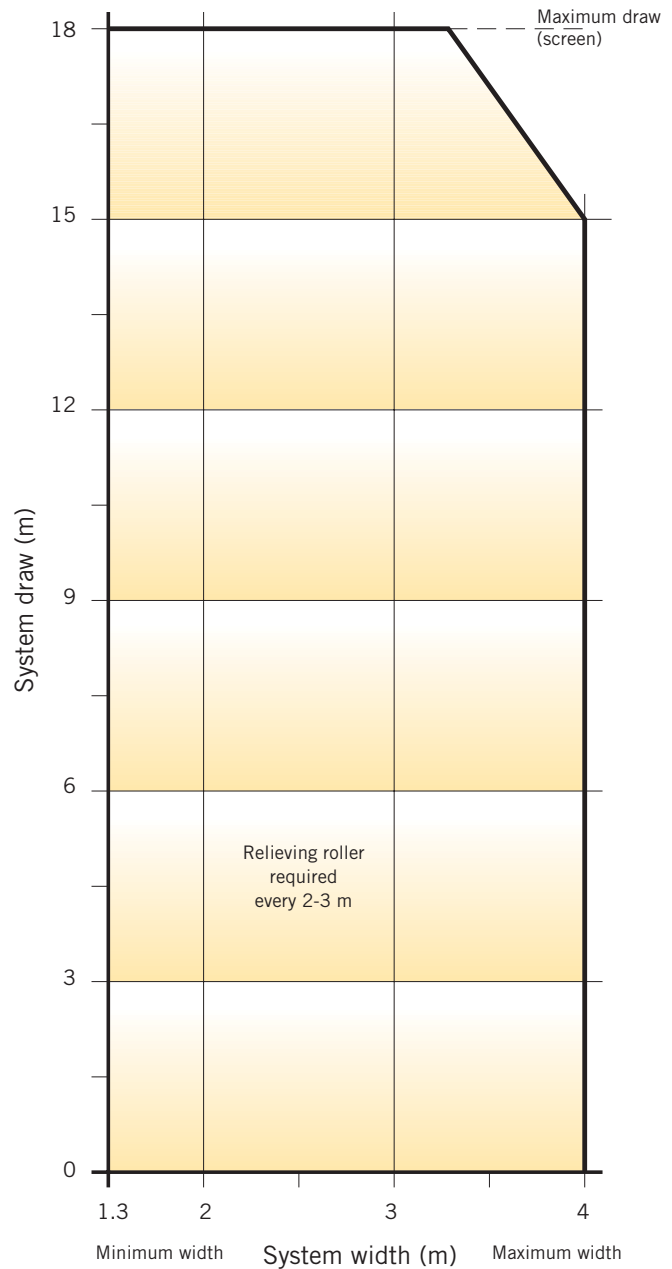
STS 200 Technical specifications

Model

Maximum width	(m)	4
Maximum draw	(m)	18
Maximum fabric area	(m ²)	60
Basic weight	(kg)	32
+ Per metre width	(kg)	11
Typical fixing load	(kg)	48
Maximum fixing load	(kg)	72

Motor

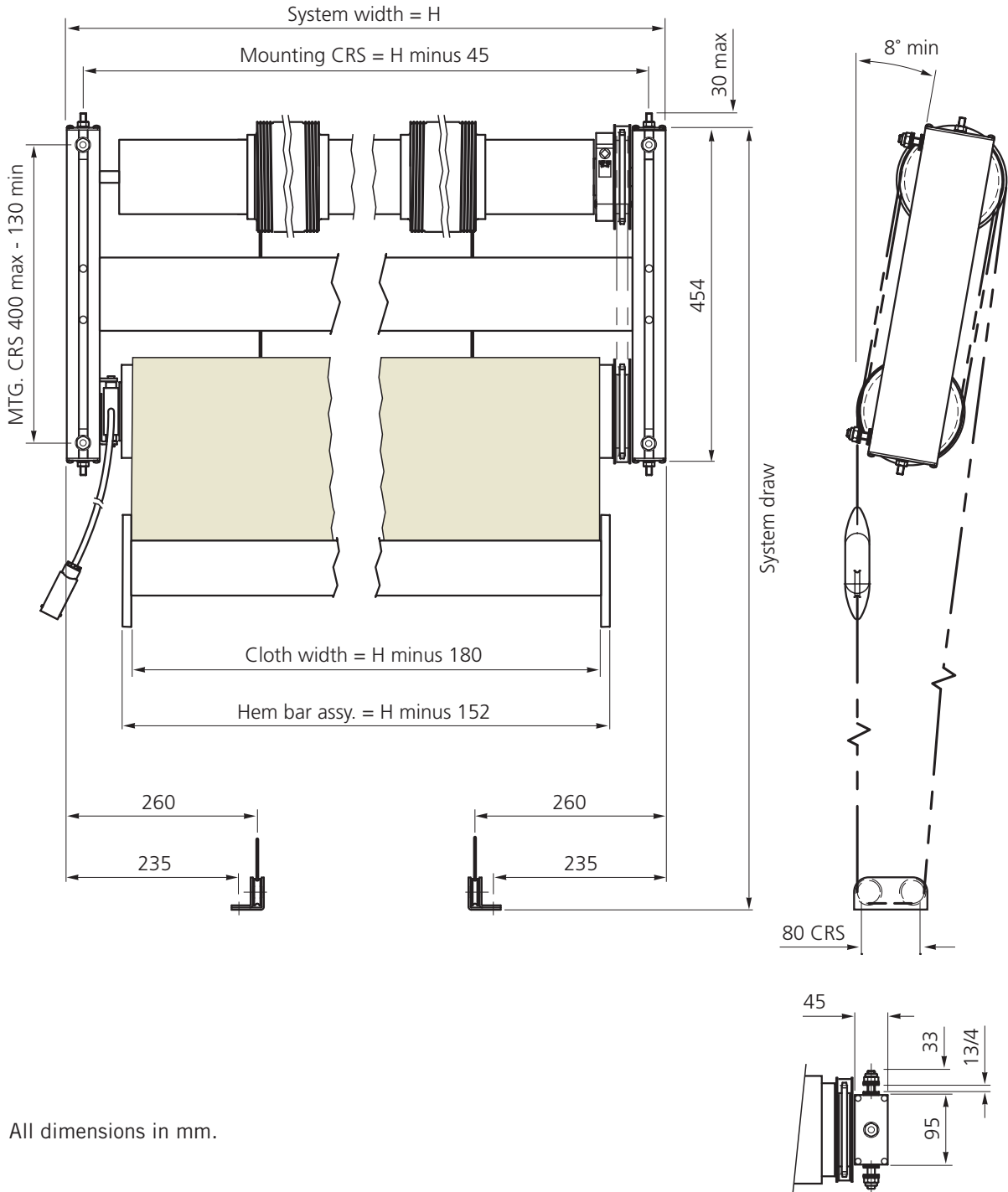
Torque	(Nm)	35
Speed	(min ⁻¹)	17
Current at 230 V	(A)	1.5
Cable length	(m)	2.5
Temperature range	(°C)	-5 to +55
Maximum run time	(min)	4
Minimum fabric speed (m/min)		7



Maximum fabric area: 60 m²

Maximum fabric weight: 450 g/m²

Tess 200 Installation



All dimensions in mm.