



Floor fix standard termination.



Quick Release Mechanism (QRM) termination.



L-shaped face fix termination bracket.

## Cable guides and termination brackets

Cable guides run through punched holes at both ends of the slat length, guiding the position of the slats. In addition, the cable guides limit the movement of the blinds in windy weather conditions, without causing excessive noise.

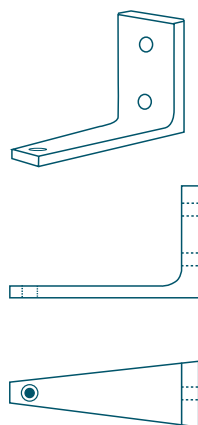
The cable guide is fastened to the top headrail by a double spring tension device and bottom fixed using a termination bracket via a m8 swage.

Additional intermediate cable guides are recommended for high wind areas and when blinds are wider than 118 1/9" (3,000 mm).

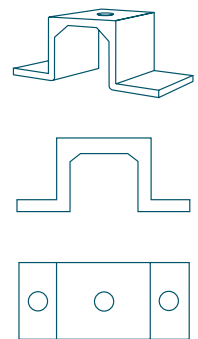
- Stainless steel cable with stainless steel mushroom head (316 marine grade). Diameter of cable 1/8" (3 mm).

### Termination bracket fixing

- Fixed into standard aluminum termination bracket, finish 25 micron anodized size 4" (100 mm) or 6" (150 mm) using a m8 swage for bottom termination.
- Fixed into wood using threaded swage.
- Fixed into concrete or similar material using swage with a M8 bolt - 2" (50 mm) or 4" (100 mm) long.
- Custom fixings available.



L-shaped termination bracket x 2 sizes  
4 1/3" long (110 mm)  
6 3/7" in long (163 mm).

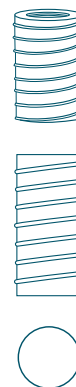


Top hat - Bottom termination bracket  
1/8" (3 mm) wall thickness.

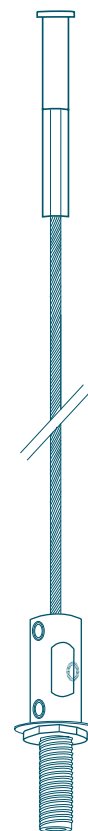


Stainless steel cable with stainless steel mushroom head.

m8 drop in anchor for bottom fix termination for concrete - 1 1/8" (30 mm).



S/S rampa screws for bottom fix termination for timber 5/7" & 1 1/16" (18 & 30 mm).



m8 swage for bottom termination 2" & 4" (50 & 100 mm).